적 용 규 격 SPECIFICATION APPLIED	

2014.03.10.

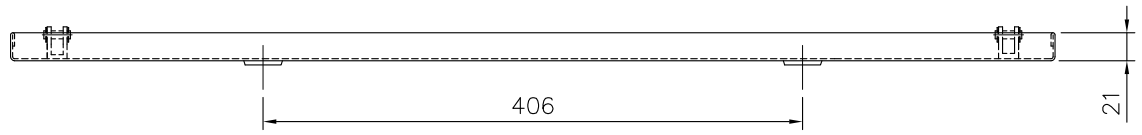

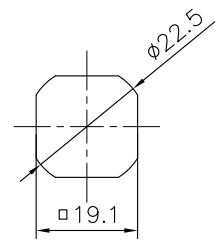

LOCKING DEVICE CUTTING HOLE

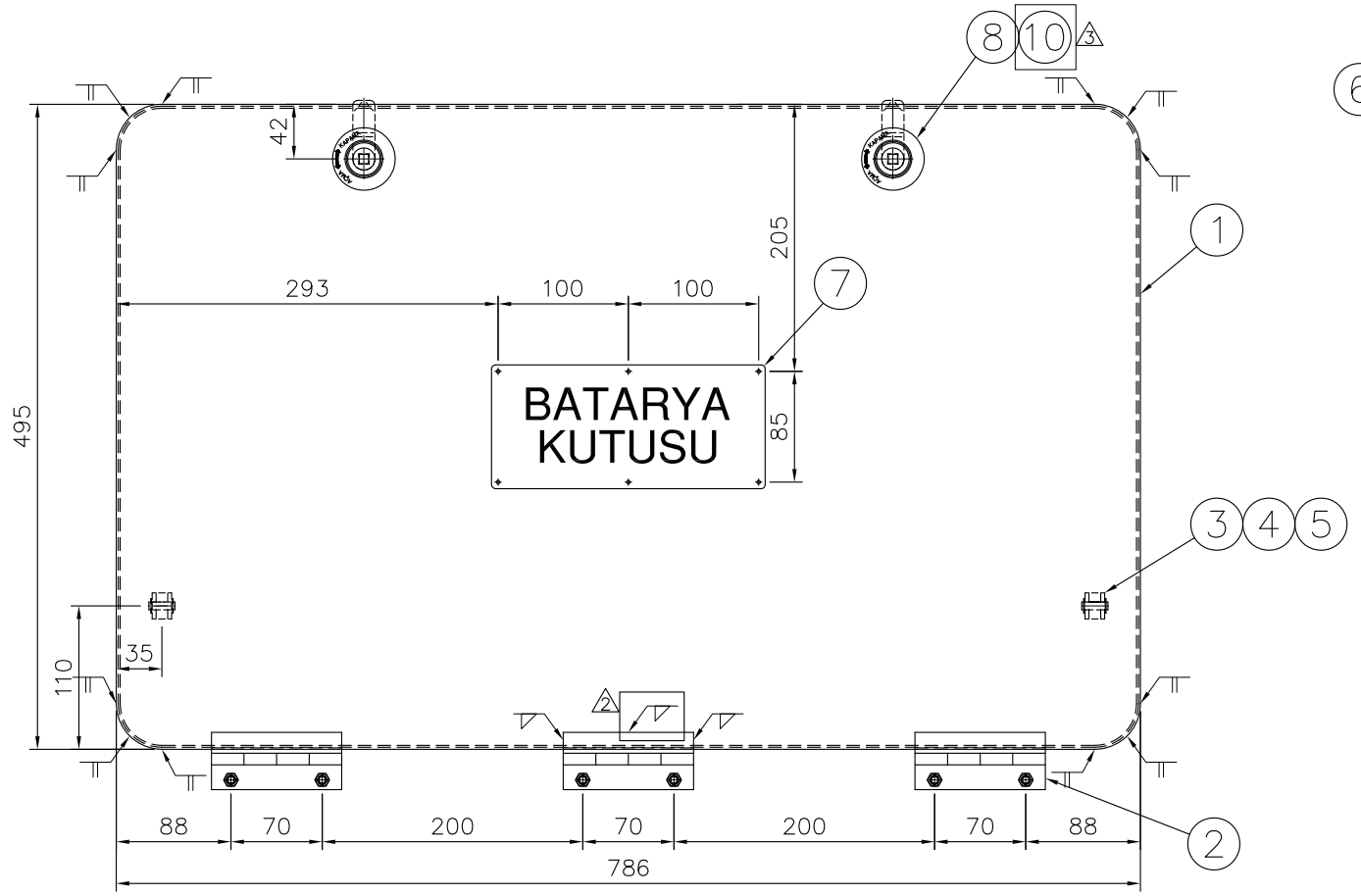

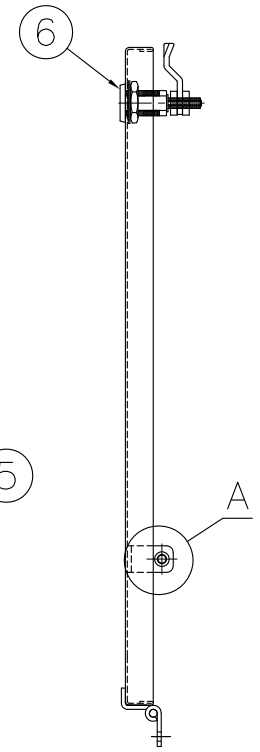

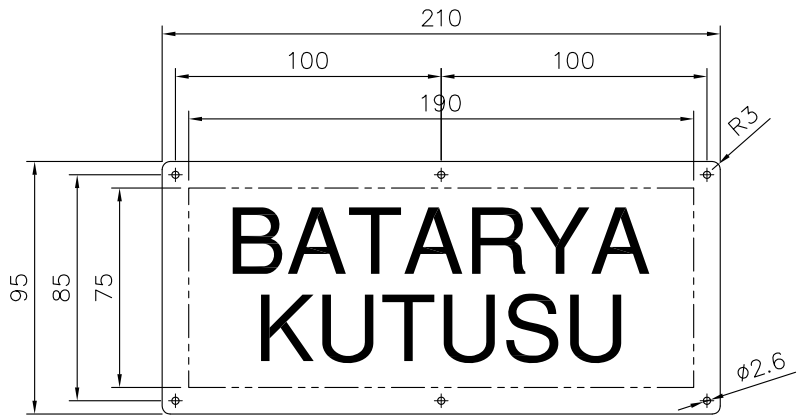

VIEW – 7 (SC=1/2)

NOTE

1. 본도에 표기되지 않은 취부방법은 용접취부임.
2. 용접후 버핑처리 할 것.
3. 본제품의 특성상 뒤틀림이 없도록 제작 할 것.
4. 힌지 부위는 현장 맞춤 처리 할것.
5. LOCKING DEVICE는 향후 로템에서 지정하는 제품을 선정하여 취부 할것.

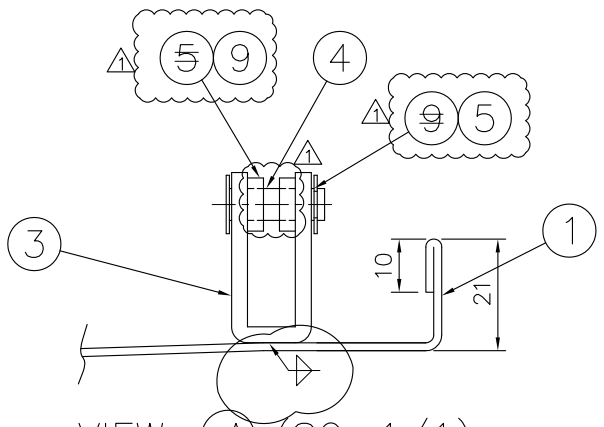

VIEW– A (SC=1/1)

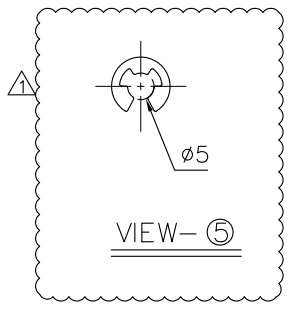

VIEW– 5

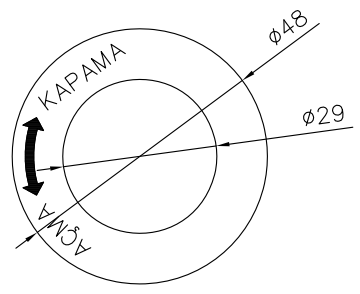

VIEW– 8 (SC=1/1)

품번 NO.	부품 번호 PART NO.	품 명 DESCRIPTION	재 질 MATERIAL	수량 Q'TY	중량 W.T	비 고 REMARKS
3 10	BA68A022-010	KEY PACKING	CR	2		t=0.8
9	OHQ-D-008-3	RING	PE	4		φ20x3Lxφ6
8	BA68A002-008	KEY STICKER	STICKER	2		.
7	BA68A022-000	NAME PLATE	STS304	1		t=0.8
6	BA68A013-000	LOCKING DEVICE	STS304	2		E3-1011-075 1
5	BA68A002-005	E-RING	STS304	2		#5
4	OHQ-D-008-1	SEAT PIN	STS304	2		φ6
3	OHQ-D-008-2	GUIDER SEAT	STS304	2		t=3.0
2	BA68A021-000	HINGE	STS304	3		.
1	BA68A002-001	COVER	STS304	1		t=1.5

두께 THICKNESS			
	~ 40	2	4
	~ 30	2	3
	~ 10	1	1.5
	< 3	0.5	1
길이 LENGTH	~ 3150	–	7
	~ 1600	4	5
	~ 800	3	4
	~ 400	2	3
	~ 200	1.5	2
	~ 100	1	1.5
등 급 GRADE		A	B
주철,주강품 CASTING (±)			
~ 20M	8	14	24
~ 15M	7	12	21
~ 12M	6	10	18
~ 8M	5	8	14
~ 4M	4	6	11
~ 2M	3	4	8
~ 1M	2	3	6
~ 315	1	2	4
~ 120	1	2	3
~ 30	1	1	1
등 급 GRADE	A	B	C
용접 구조물 WELDING (±)			
~ 20M	–	6.0	8.0
~ 15M	–	5.0	7.0
~ 12M	–	4.0	6.0
~ 8M	–	3.0	5.0
~ 4M	0.8	2.0	4.0
~ 2M	0.5	1.2	3.0
~ 1M	0.3	0.8	2.0
~ 315	0.2	0.5	1.2
~ 120	0.15	0.3	0.8
~ 30	0.1	0.2	0.5
3~6	0.05	0.1	0.2
등 급 GRADE	A	B	C
기계 가공품 MACHINING (±)			
규정치않은 일반공차표 GENERAL TOLERANCE			

기 호 MARK	일 자 DATE	변 경 내 역 DETAIL OF REVISION(E.C ZONE)	설변번호 E.C NO.	설계 DGN	검도 CHK	승인 APP
3 x2	14.03.10	품번 10번 추가		Park.K.S		
2 x1	14.03.03	용접기호 추가		Park.K.S		
1 x5	13.12.20	로템 요청에 의한 수정		SONG.K.J		

승인 APP	
검도 CHK	
설계 DGN	
제도 DRG	
재질 MAT'L	
총중량 G.W	
일반공차 MC WD CT	
SIZE	A2
명 칭 TITLE	COVER
도면 번호 DRG. NO	MS BA68A002-000
Ver.	00
Rev.	--
SCALE	1/1
매수 SHEET	. of .
참고번호 REF. NO.	

OH SUNG M&E CO.,LTD.

2012 TCD 전기기관차 년-PRJT

정리번호

CAD

본 도면은 당사 재산으로서 허가없이 무단복사/배포 금지됨. PROPERTY OF ISSUING ENTITY. CANNOT BE DISTRIBUTED OR REPRODUCED WITHOUT AUTHORIZATION.