적 용 규 격
SPECIFICATION APPLIED

2014. 03. 10.

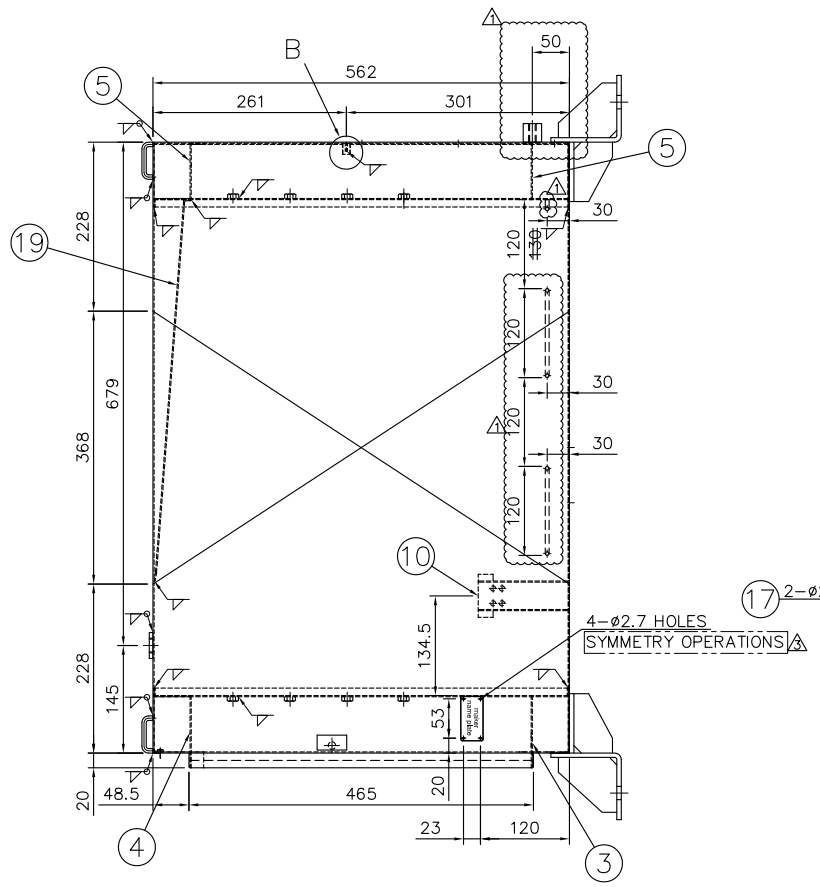

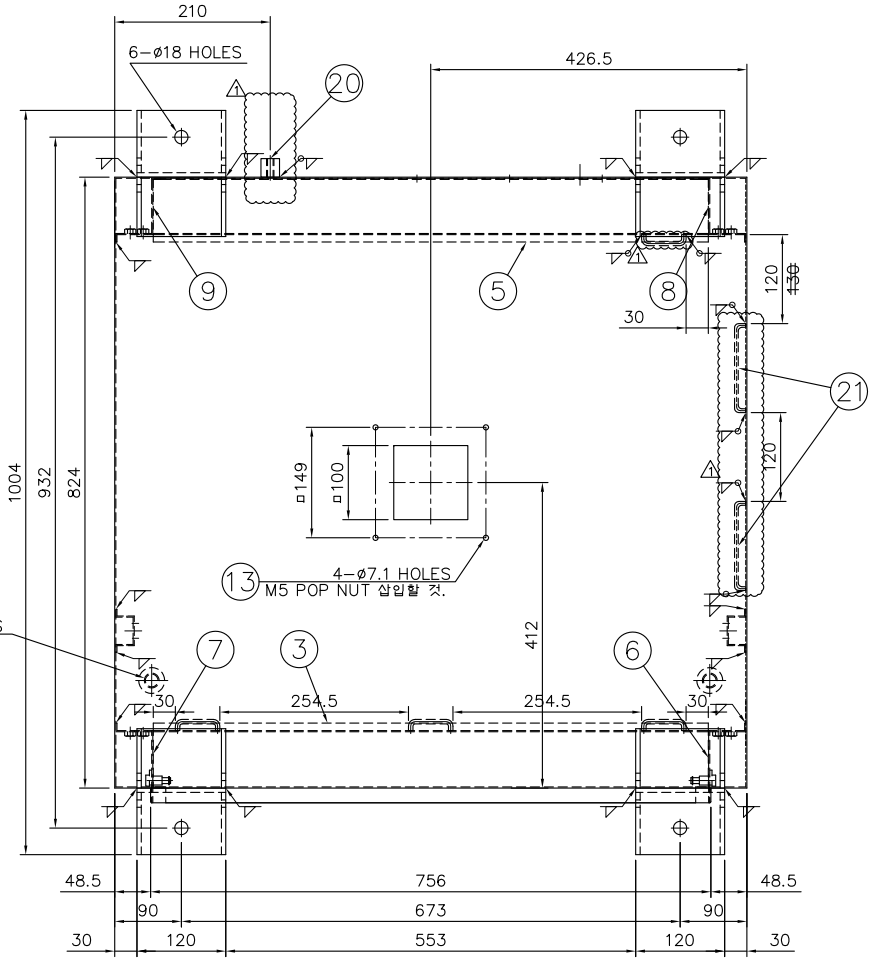

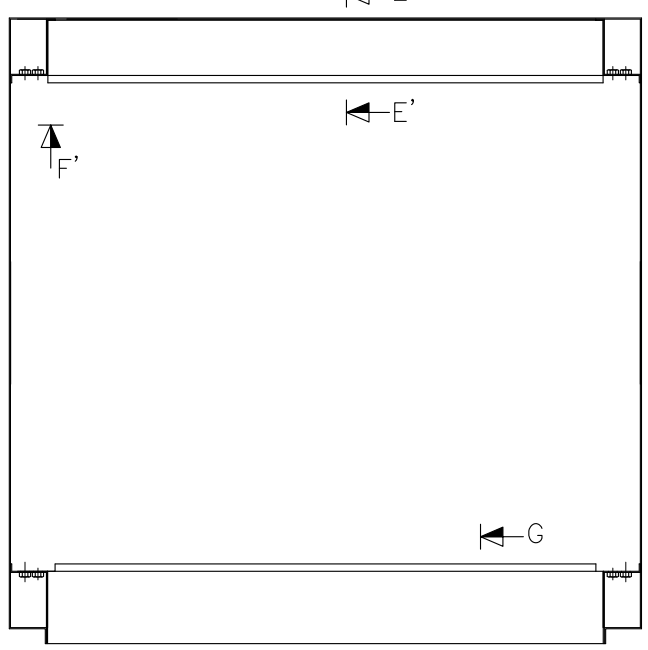

SECTION A-A'(SC=1/5)

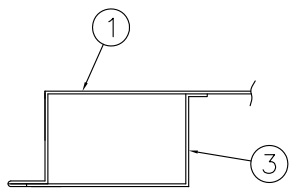

SECTION H-H'(SC=1/2)

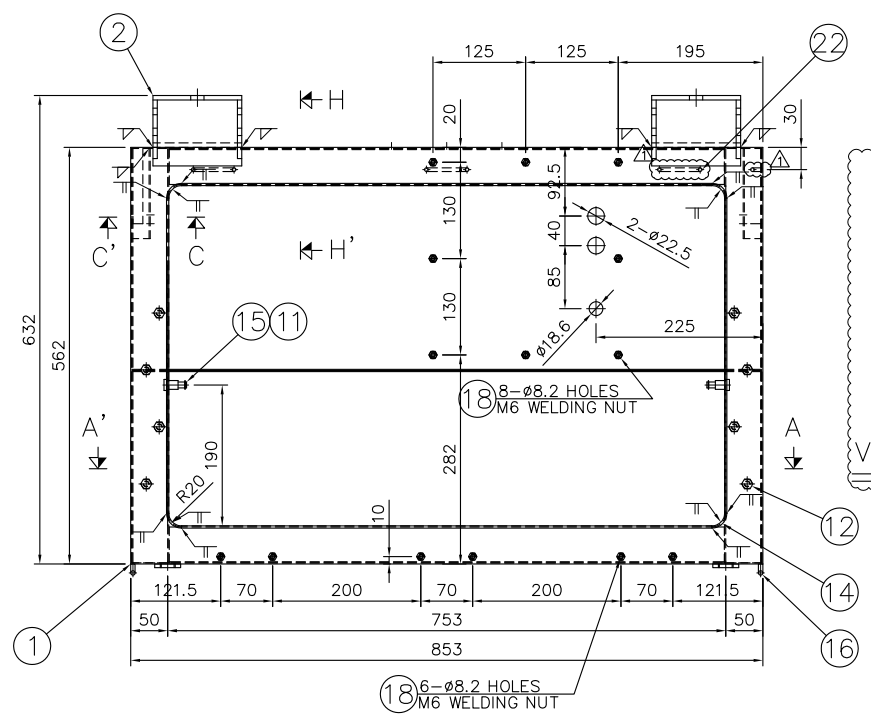

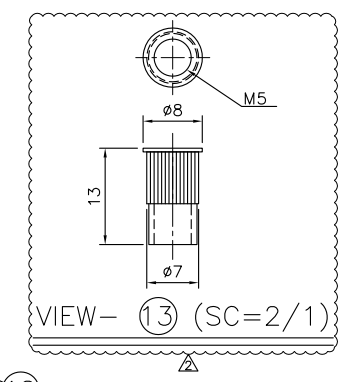

VIEW- 13 (SC=2/1)

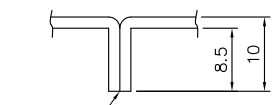

DETAIL -B(SC=2/1)

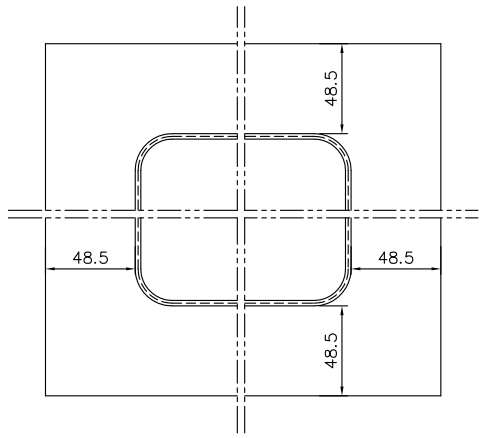

VIEW -D(SC=1/2)

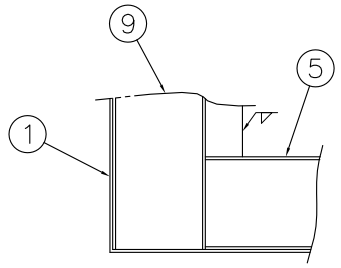

SECTION F-F'(SC=1/2)

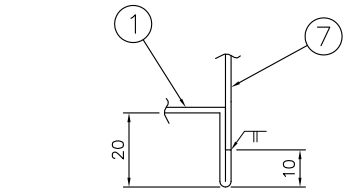

SECTION C-C'(SC=1/1)

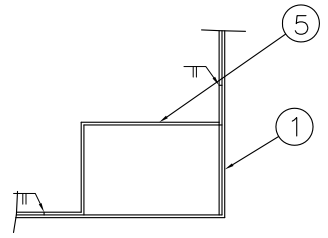

SECTION E-E'(SC=1/2)

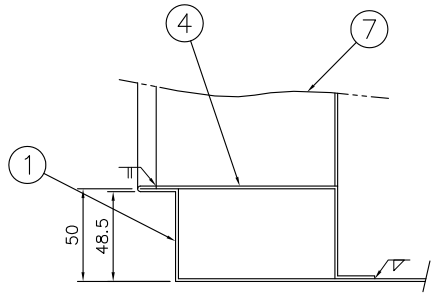

SECTION G-G'(SC=1/2)

22	BA68A001-022	WIRE SUPPORT	STS304	4		ø5x60x15
21	BA68A001-021	WIRE SUPPORT	STS304	2		ø5x120x15
20	OHQ-D-021-8	EARTH PAD	STS304	1		ø20x20xM8
19	BA68A001-019	DRAIN PLATE	STS304	1		t=1.5
18	OHQ-D-080-3	WELDING NUT	STS304	14		M6
17	OHQ-D-078-1	SPECIAL NUT	STS304	2		.
16	OHQ-D-042	FRAME SUPPORT	STS304	4		ø6
15	OHQ-D-009-3	PLATE	STS304	2		.
14	OHQ-D-034-1	END PLATE	STS304	4		t=3.0
13	BA68A001-013	POP NUT	STS304	4		M5
12	OHQ-D-080-4	WELDING NUT	STS304	16		M8
11	OHQ-D-009-2	SEAT	ASS'Y	2		.
10	OHQ-D-033	C.V BRACKET	STS304	2		t=1.5
9	BA68A001-009	BRACKET 7	STS304	1		t=1.5
8	BA68A001-008	BRACKET 6	STS304	1		t=1.5
7	BA68A001-007	BRACKET 5	STS304	1		t=1.5
6	BA68A001-006	BRACKET 4	STS304	1		t=1.5
5	BA68A001-005	BRACKET 3	STS304	2		t=1.5
4	BA68A001-004	BRACKET 2	STS304	1		t=1.5
3	BA68A001-003	BRACKET 1	STS304	1		t=1.5
2	BA68A001-100	FIXING BRACKET	STS304	4		t=6.0
1	BA68A001-001	BOX	STS304	1		t=1.5
품번 NO.	부품 번호 PART NO.	품 명 DESCRIPTION	재 질 MATERIAL	수량 QTY	중량 W.T	비 고 REMARKS

승인 APP		재질 MAT'L	명 칭 TITLE: BATTERY BOX 1
검도 CHK		총중량 G.W	
설계 DGN		일반공차 MC WD CT	도면 번호 DRG. NO: MS BA68A001-000 Ver. 00 Rev. A1
제도 DRG		SCALE 1/5	매수 SHEET . of .
		SIZE A1	OH SUNG M&E CO.,LTD.

2012 ISO 박기기공사 년-PRJT 정리번호

기호 MARK	일자 DATE	변경내역 DETAIL OF REVISION(E.C ZONE)	설변번호 E.C NO.	설계 DGN	검도 CHK	승인 APP
3 x1	14.03.10	지시선 문구내용 추가		Park.K.S		
2 x1	13.12.20	VIEW 13 추가		Park.K.S		
1 x10	12.11.01	EARTH PAD, WIRE SUPPORT 추가		LEE.J.H		

참고번호 REF. NO.

NOTE
1. The name plate is applied symmetrically on both sides.

등급 GRADE		A	B	
제작 MANUFACTURING	~ 40	2	4	
	~ 30	2	3	
	~ 10	1	1.5	
절삭 CUTTING	<3	0.5	1	
	~3150	-	7	
	~1600	4	5	
	~800	3	4	
	~400	2	3	
	~200	1.5	2	
	~100	1	1.5	
등급 GRADE		A	B	
주물 CASTING (±)				
~20M	8	14	24	
~15M	7	12	21	
~12M	6	10	18	
~8M	5	8	14	
~4M	4	6	11	
~2M	3	4	8	
~1M	2	3	6	
~315	1	2	4	
~120	1	2	3	
~30	1	1	1	
등급 GRADE		A	B	C
용접 WELDING (±)				
~20M	-	6.0	8.0	
~15M	-	5.0	7.0	
~12M	-	4.0	6.0	
~8M	-	3.0	5.0	
~4M	0.8	2.0	4.0	
~2M	0.5	1.2	3.0	
~1M	0.3	0.8	2.0	
~315	0.2	0.5	1.2	
~120	0.15	0.3	0.8	
~30	0.1	0.2	0.5	
3~6	0.05	0.1	0.2	
등급 GRADE		A	B	C
가공 MACHINING (±)				

규정치않은 일반공차표
GENERAL TOLERANCE

본 도면은 당사 재산으로서 허가없이 무단복사/배포 금지됨. PROPERTY OF ISSUING ENTITY. CANNOT BE DISTRIBUTED OR REPRODUCED WITHOUT AUTHORIZATION.

CAD